



LOGIC HIU.

HEAT INTERFACE UNIT - 50 DIRECT MEDIUM TEMPERATURE (MT).

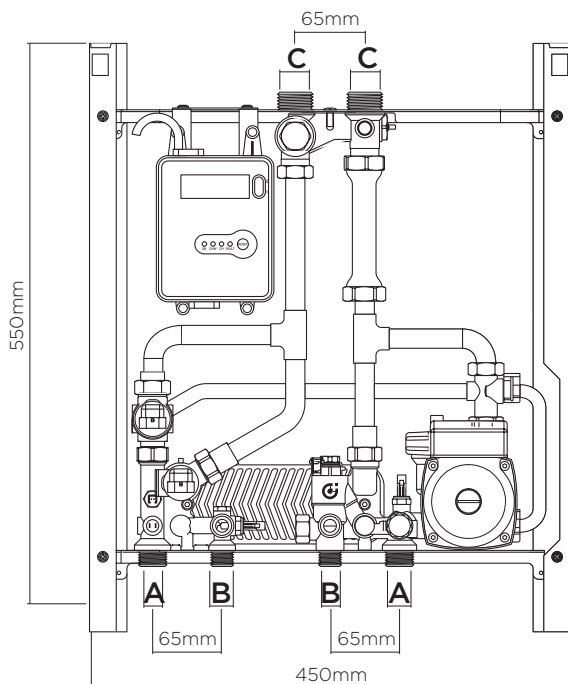
The Logic heat interface unit is the latest 'intelligent' range of Logic HIUs from Ideal. The Logic HIU is the complete solution for instantaneous hot water production and space heating control.

This is a direct wall mounted HIU, providing 50kW indirect instantaneous priority Domestic Hot Water (DHW). Central Heating (CH) is dependent upon the primary system design and pump specification.



- Single plate design hydraulically separates the domestic water with the space heating supplied directly from the central primary supply
- Internal electronic control unit with LCD display
- Can be set to modulate the heating flow circuit for greater efficiency and to compensate for changes in the external environment
- Complete with a heating support pump, as standard, including a pump bypass loop in case of complete radiator TRV shutdown
- Compact and lightweight
- Fully insulated EPP front cover
- Includes differential pressure control valve (DPCV)* supplied and fitted to the base of the unit
- Ability to pre-heating of the DHW exchanger

* Not shown on components illustration.



Depth inc. cover: 265mm



CONNECTION	A	B	C
Thread	G¾"	G½"	G1"***

** After shut-off valves are installed the connections become a female ¾".



OPERATION.

PRIMARY PERFORMANCE.

Maximum working pressure:	10 bar
Maximum temperature	85°C
Max. Percentage of glycol	30%
Max. Recommended primary circuit flow rate	1.2 m³/h

HEATING.

The temperature setting operates on the principle of set point regulation and can be fixed within application limits.

Heating Set Point	50 to 75°C
Nom. heating net output	As primary and heating circuit controls permit
Heating circuit	Maximum pressure rating: 10 bar as primary and heating circuit controls permit
Pump	UPS 15/60
Pump bypass setting	0.45 bar
Heating control circuit	VOLT FREE

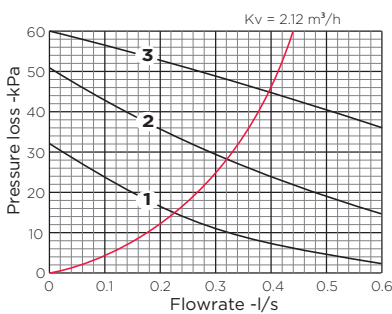
INCLUDED AS STANDARD.

Heat Interface Unit MT	✓
Primary ball valve set	✓
Central heating flow & return valves	✓
DHW inlet and outlet connection valves	✓
Differential pressure control (DPC)	✓

ACCESSORIES.

Flushing By-pass	✓
CF Echo II	✓
CF Ultramaxx V	✓

HYDRAULIC CHARACTERISTICS HEATING - PRIMARY SIDE.



DOMESTIC HOT WATER - DHW INCLUDING OPTIONAL PRE HEAT FUNCTION.

The DHW function takes priority over the heating function controlled by the DHW priority flow switch.

Set Point DHW temperature	42 to 60°C
Max. Domestic hot water pressure	10 bar
DHW circuit max. flow rate	18 l/m (0.3 l/s)
Min. flow rate to activate domestic flow sensor	2.7 l/m ±0.3
Max. Differential pressure on domestic water modulating valve	Δp 0.9 bar
Min. Differential pressure on domestic water modulating valve	Δp 0.35 bar
Nom. DHW heat exchanger net output	50 kW - Logic HIU 50 Direct MT

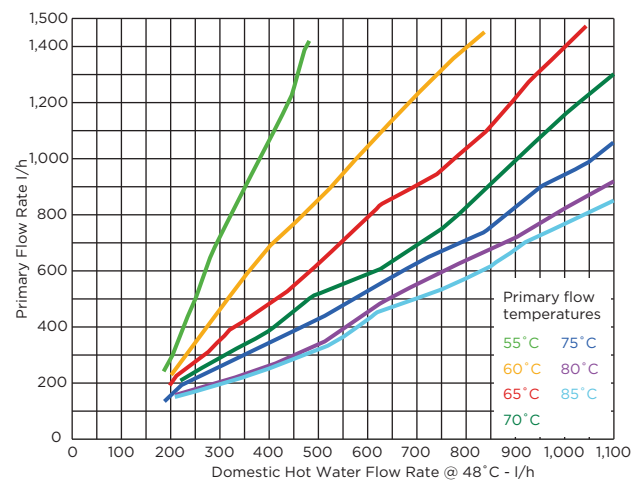
ELECTRICAL.

Power supply	230 V (ac)±10% 50 Hz
Max. Power consumption	105 W
Protection class	IP 40
Actuator	Stepper 24 V
Probes	NTC 10 kΩ

CONSTRUCTION.

Frame	RAL 9010 sprayed steel
Protective shell cover	EPP (Expanded polypropylene)
Components	Brass BS EN 12165 CW617N
Pipes	Stainless steel
Exchanger	Brazed stainless steel

DOMESTIC HOT WATER OUTPUT.



UIN	PRODUCT NAME	METERING OPTIONS
211095	Logic HIU Direct MT	HIU only, meter not included
211348	Logic HIU Direct MT	Factory fitted, CF Echo 11 MbBus 1
211352	Logic HIU Direct MT	Factory fitted, CF Ultramaxx V MBus PS